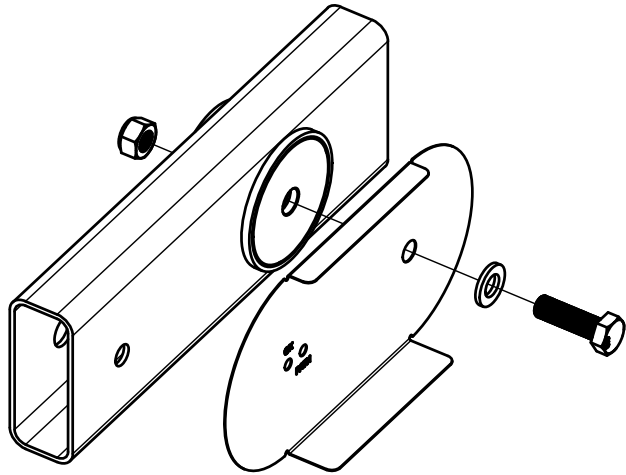
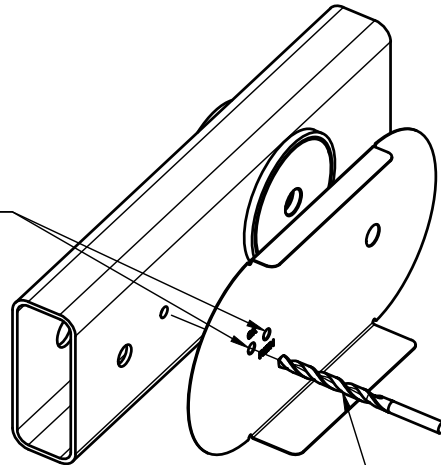


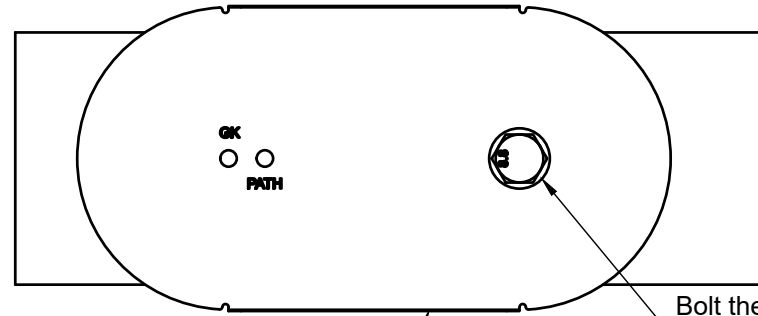
Z34X-DBSH WELD IN BUSHING



Ensure to choose the correct hole
PATHFINDER = OEM Pathfinder diff cover
GK = GKTECH Billet diff cover

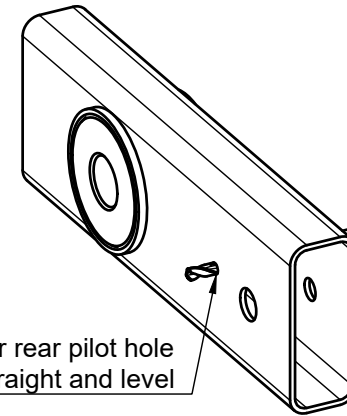


Use regular drillbit to make a
pilot hole for holesaw
Metric - 6.0mm
Imperial - 1/4"



With the subframe removed and on flat level ground
Ensure guide is level, comparing it to the ground

Bolt the guide to the diff bush

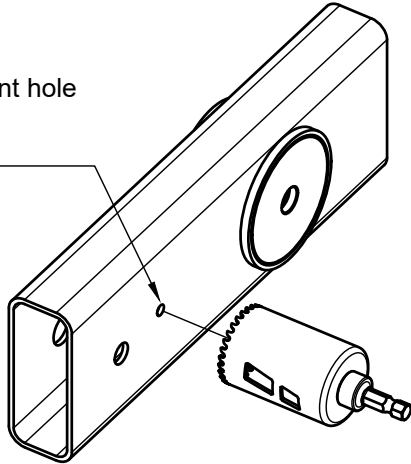


Drill through entire subframe for rear pilot hole
Ensure drill us straight and level

Z34X-DBSH

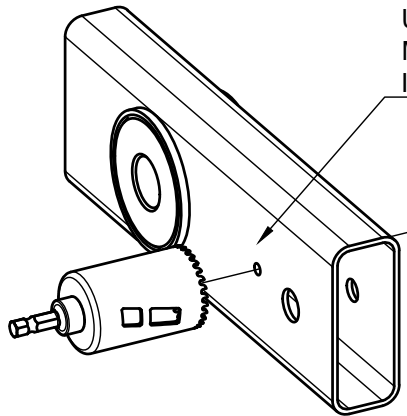
WELD IN BUSHING

Use holesaw to drill front hole
Metric - 44mm
Imperial - 1-3/4"



Torque to 110 Nm (81 ft.lbs)

Use holesaw to drill rear hole
Metric - 44mm
Imperial - 1-3/4"



Install the differential with GK or Pathfinder cover to ensure bushing alignment
Tack weld in place before removing differential and fully welding
Welding should mimic the OEM welding

