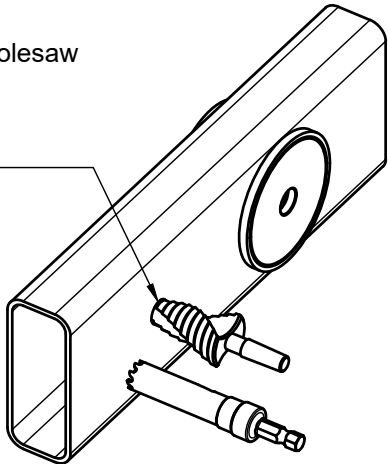


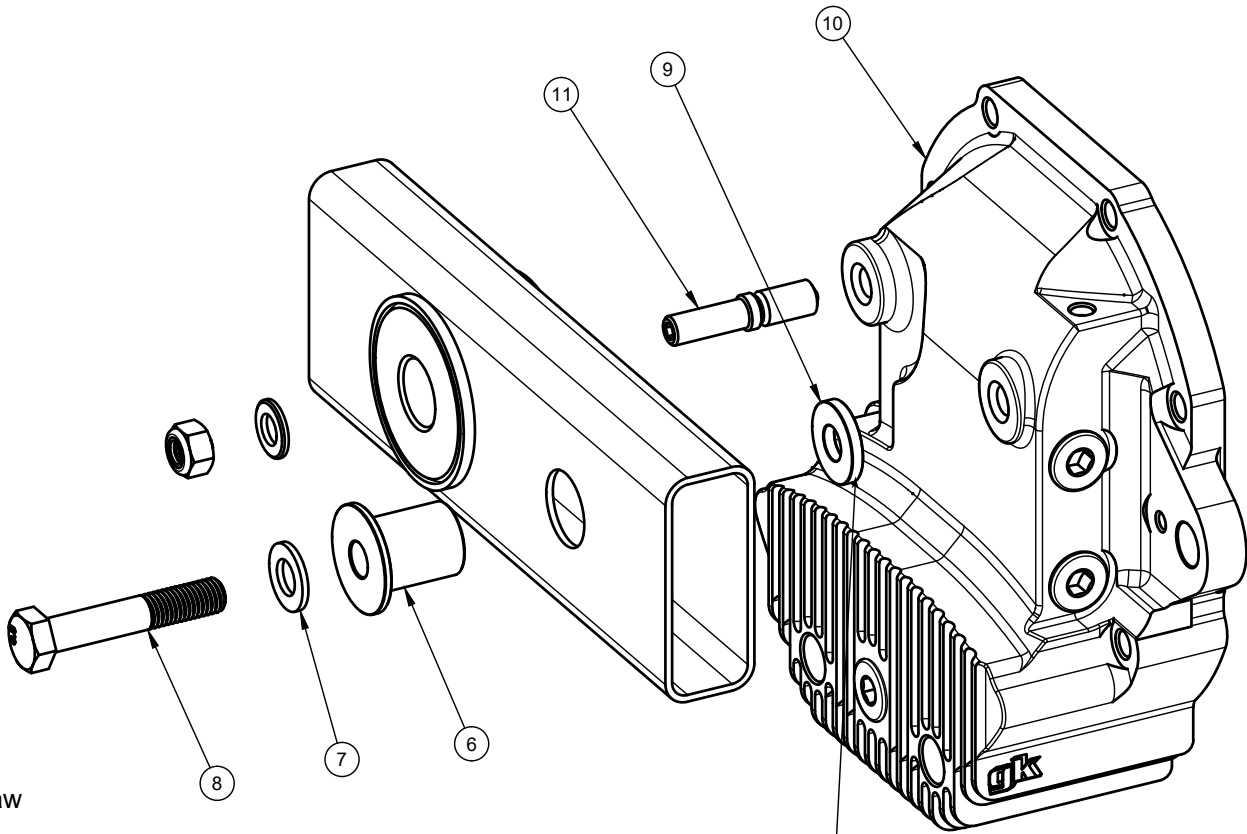
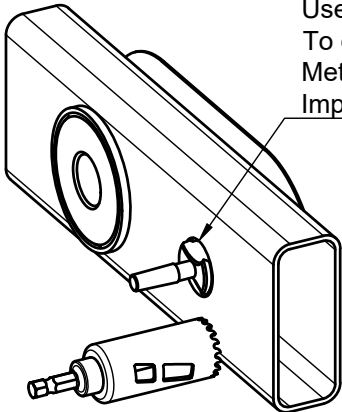
Z34X-BBSH

Using supplied secondary bush drilling guide,
Drill pilot holes on the front and rear of the subframe

Use stepper drill or holesaw
To drill front hole
Metric - 16mm
Imperial - 5/8"



Use stepper drill bit or holesaw
To drill rear hole
Metric - 32mm
Imperial - 1-1/4"



Install remaining components as shown here
Ensure spacer is not forgotten

**** Recommended to install the bolt in secondary bush
BEFORE installing the two front diff ear bolts. This will
make alignment of the rear cover much easier ****

11	1	Diff cover stud
10	1	GK Diff cover
9	1	diff Spacer
8	1	M14 x 2.0 x 80 Bolt
7	1	M14 Washer
6	1	Secondary diff bush
Item	Qty	Description
Parts List		