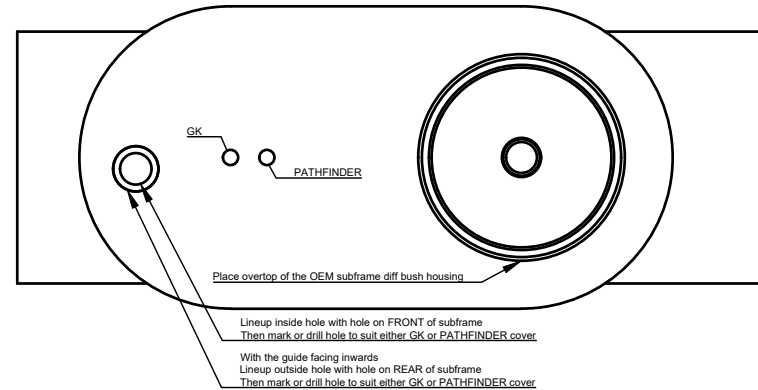
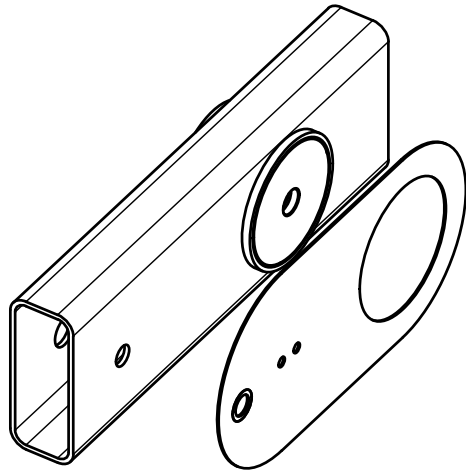
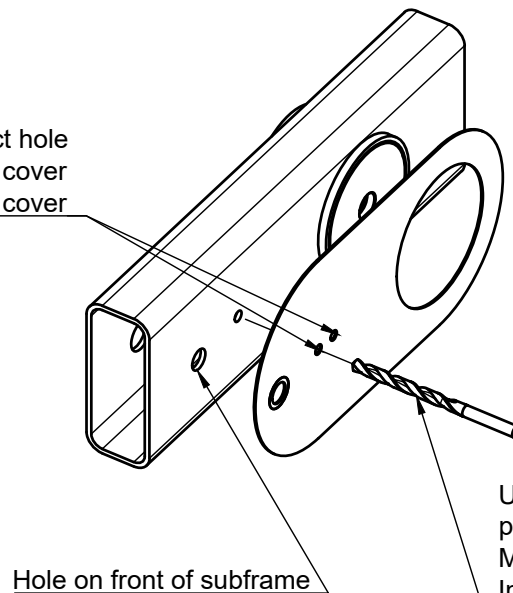


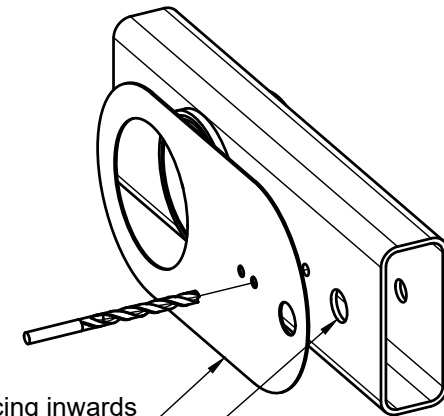
Z33X-DBSH WELD IN BUSHING



Ensure to choose the correct hole
PATHFINDER = OEM Pathfinder diff cover
GK = GKTECH Billet diff cover



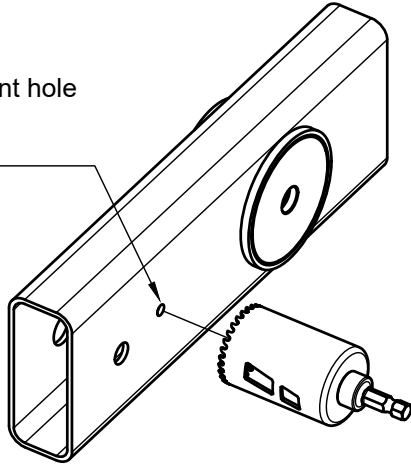
Use regular drillbit to make a
pilot hole for holesaw
Metric - **6.0mm**
Imperial - **1/4"**



Z33X-DBSH

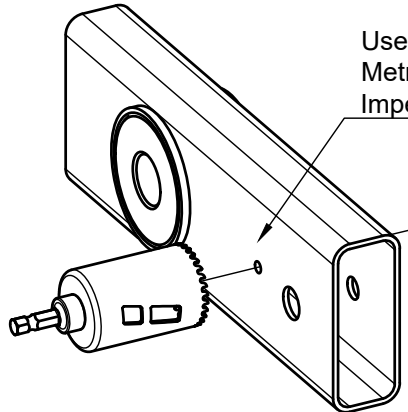
WELD IN BUSHING

Use holesaw to drill front hole
Metric - 44mm
Imperial - 1-3/4"



Torque to 110Nm (81 ft.lbs)

Use holesaw to drill rear hole
Metric - 44mm
Imperial - 1-3/4"



Install the differential with GK or Pathfinder cover to ensure bushing alignment
Tac weld in place before removing differential and fully welding
Welding should mimic the OEM welding

