



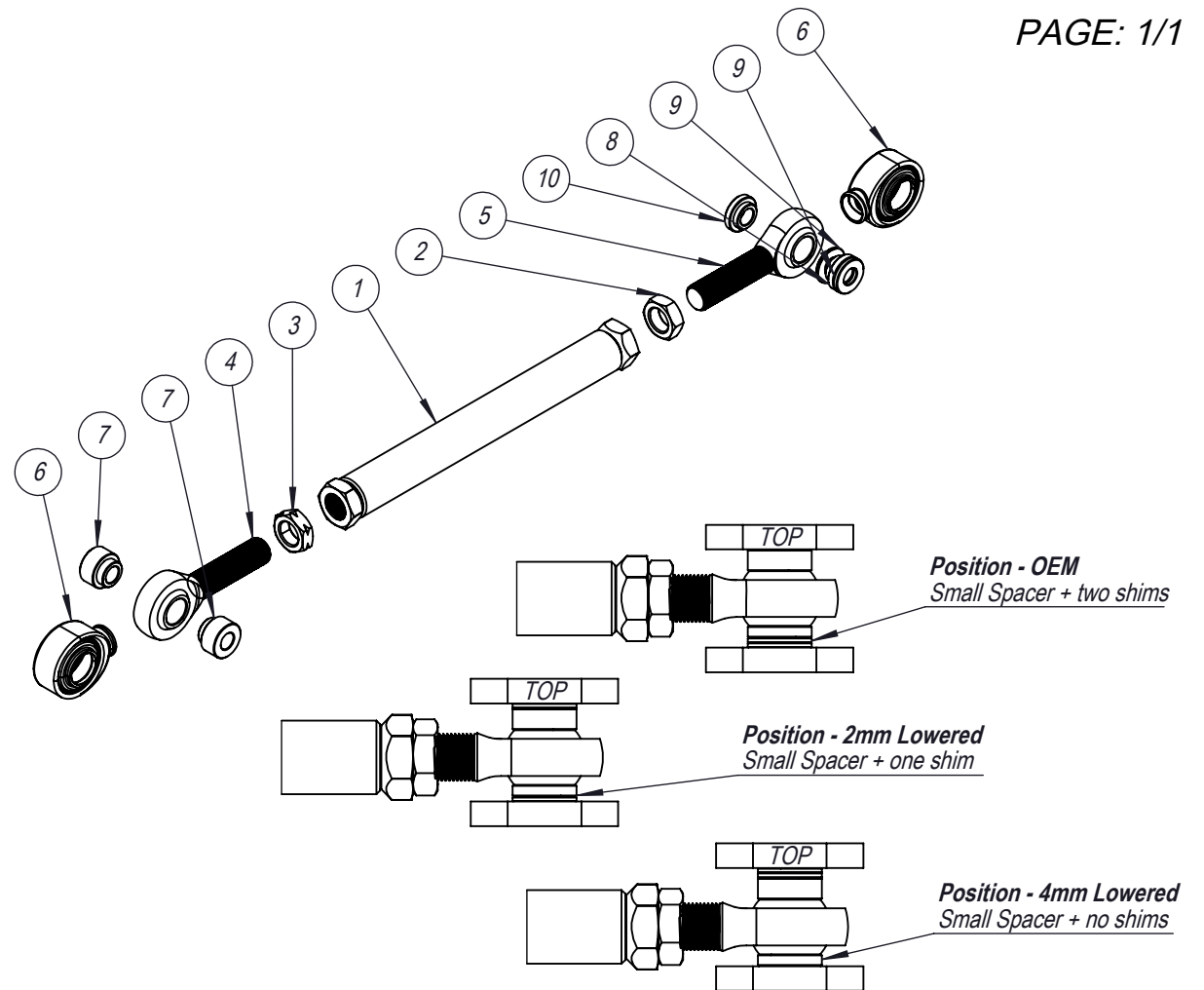

MIN ADJUSTMENT



OEM ADJUSTMENT



MAX ADJUSTMENT



ITEM NO.	DESCRIPTION	QTY.
1	WELDED CENTRAL TUBE	1
2	NUT 3/4-16 UNF 3B R/H	1
3	NUT 3/4-16 UNF 3B L/H	1
4	PCML12T-ES	1
5	PCMR12T-ES	1
6	PCMX12T BOOT	2
7	SPACER PCMX12T - 12ID-48W	2
8	SPACER PCMX12T - 12ID-40W	1
9	12MM ID 2MMT SHIM	2
10	SPACER PCMX12T - 12ID-32W	1

SPACER EFFECT ON TOE CHANGE		
Position	OEM Knuckle Bush	GK Eccentric Bush
OEM	No change	Reduced toe in
2mm Lowered	Increased toe in	No change
4mm Lowered	Further Increased toe in	Increased toe in

CRITICAL!

CHECK FOR ROD END BEARING ALIGNMENT
AFTER TIGHTENING THE ADJUSTING MECHANISM
ROD END TO BE PERPENDICULAR TO THE SPACERS

