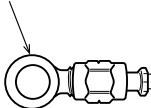
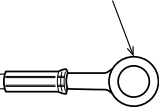


# BUDG-ILNE

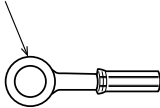
M10 SWIVEL BANJO  
to Brake master cylinder



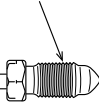
7/16 BANJO  
to Brake master inlet



3/8 BANJO  
to Brake master outlet



M10 MALE  
to Rear brake line block  
In engine bay



7/16 THREAD INLET

3/8 THREAD OUTLET

